


DIRECTIONS FROM

## King Shaka International Airport


King Shaka Dr, La Mercy, 4405

### Get on N2 from M65

-  1. Head southwest


6 min (4.6 km)


---


-  2. Turn left at the 1st cross street toward Mdloti St/M65

450 m

---


-  3. Turn left onto Mdloti St/M65


 Continue to follow M65

 Toll road

350 m

---

-  4. Keep right at the fork and merge onto N2


 Toll road


2.3 km

---

- 1.5 km


### Continue on N2 to Westville. Take exit 13 from N3

-  5. Merge onto N2

 Partial toll road


20 min (31.1 km)

---

-  6. Use the left 2 lanes to take exit 165 to merge onto N3 toward Pietermaritzburg/Johannesburg


27.5 km

---

-  7. Use the 2nd from the left lane to take exit 13 for Saint James Avenue/Spine Road toward Westville/M32


3.1 km

---

-  8. Keep right to continue toward Harry Gwala Rd

400 m

---


-  9. Keep left at the fork, follow signs for Saint James Laan/M32/Spineweg and merge onto Harry Gwala Rd

53 m

---


- 52 m


### Continue on Harry Gwala Rd. Drive to The Blvd

-  10. Merge onto Harry Gwala Rd

1 min (350 m)

---

-  11. Turn right onto The Blvd

 Destination will be on the right

260 m

---

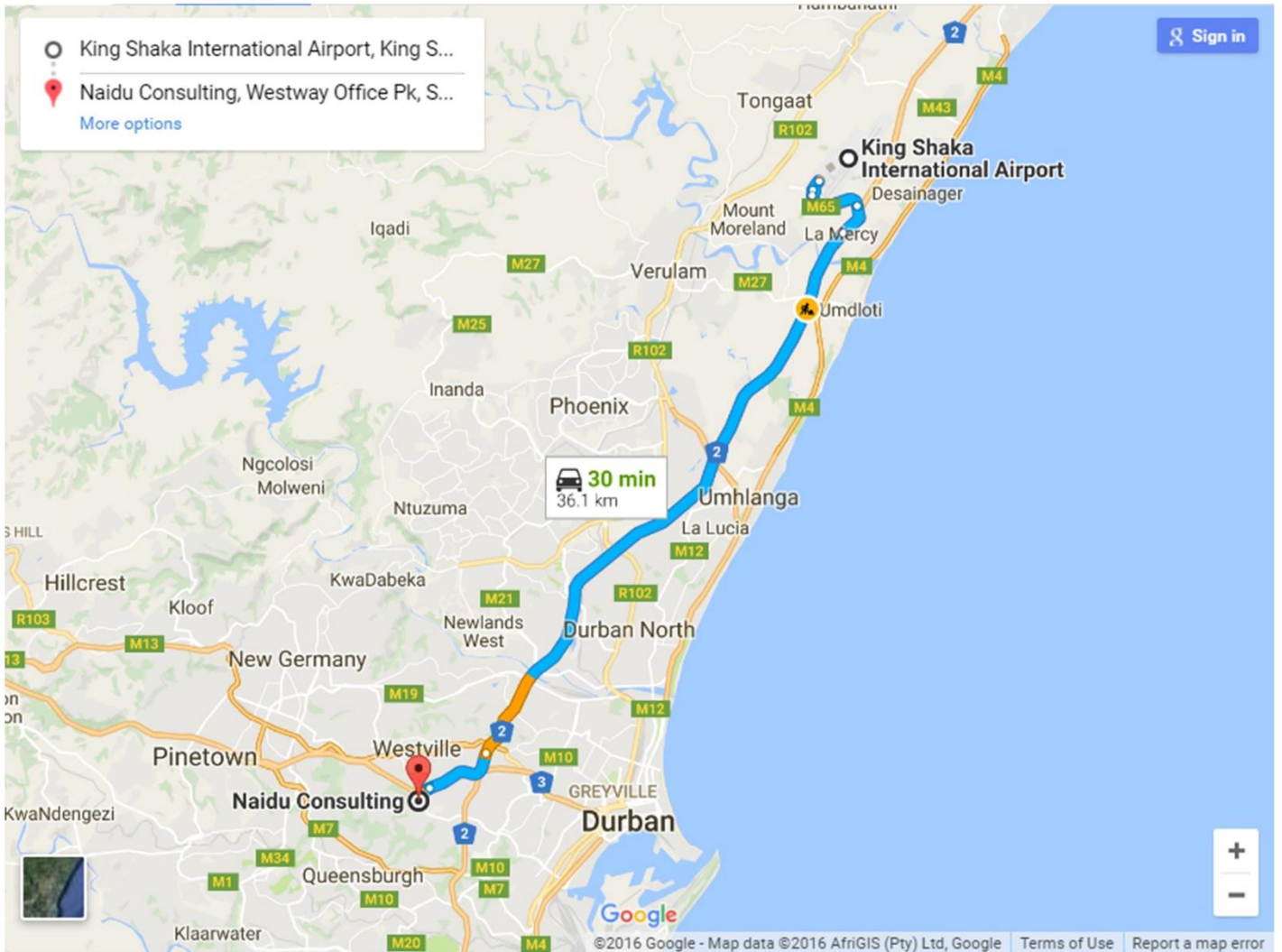
- 65 m

## Naidu Consulting

No. 5 The Boulevard

Westway Office Park, Spine Road, Westville, 3630

## DIRECTIONS FROM



<https://goo.gl/maps/mW45gfV29PT2>